

Annexure – 44

(14.1)

(Academic Result)



P. K. UNIVERSITY

SHIVPURI (M.P.)

University Established Under section 2(F) of UGC ACT 1956 Vide MP Government Act No 17 of 2015

Ref. No.

Date.....

The Required information in *Proforma for submission of information by State Private Universities* which is asked under 14. Academic Results 14.1 Faculty-wise and course-wise academic results of Past 3 years.

Faculty Wise and Course wise Academic result is attached in the given format.

Vice Chancellor
P. K. University
Shivpuri (M. P.)
VICE CHANCELLOR
P.K. UNIVERSITY
SHIVPURI (M.P.)

Registrar
P. K. University
Shivpuri (M. P.)
REGISTRAR
P.K. UNIVERSITY
SHIVPURI (M.P.)

P.K.UNIVERSITY SHIVPURI M.P. FACULTY OF ART'S RESULT ANALYSIS 3 YEAR

FACULTY OF ART'S

SESSION OF EXAMINATION 2021-22

S.N.	COURSE	NO OF CANDIDATE APPEARED	RESULT
1	B.A.I YEAR	43	100%
	B.A.II YEAR	54	90.74%
	B.A.III YEAR	59	94.91%
2	M.A.I SEM HINDI LITERATURE	0	NA
	M.A. II SEM HINDI LITERATURE	0	NA
	M.A. III SEM HINDI LITERATURE	0	NA
	M.A. IV SEM HINDI LITERATURE	0	NA
3	M.A. I SEM ENGLISH LITERATURE	0	NA
	M.A.II SEM ENGLISH LITERATURE	0	NA
	M.A.III SEM ENGLISH LITERATURE	0	NA
	M.A.IV SEM ENGLISH LITERATURE	0	NA
4	M.A.I SEM SANSKRIT	0	NA
	M.A.II SEM SANSKRIT	0	NA
	M.A.III SEM SANSKRIT	0	NA
	M.A.IV SEM SANSKRIT	0	NA
5	M.A.I SEM HOME SCIENCE	0	NA
	M.A.II SEM HOME SCIENCE	0	NA
	M.A. III SEM HOME SCIENCE	0	NA
	M.A.IV SEM HOME SCIENCE	0	NA
6	M.A.I SEM SOCIOLOGY	1	100%
	M.A.II SEM SOCIOLOGY	1	100%
	M.A. III SEM SOCIOLOGY	0	NA
	M.A.IV SEM SOCIOLOGY	0	NA
	M.A.I SEM PSYCHOLOGY	2	100%


VICE CHANCELLOR
P.K. UNIVERSITY
SHIVPURI (M.P.)


REGISTRAR
P.K. UNIVERSITY
SHIVPURI (M.P.)

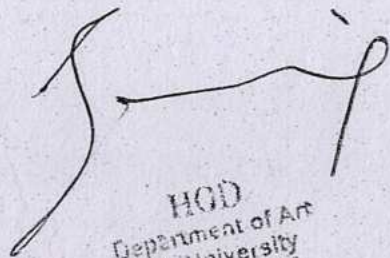

HOD
 Department of Art
 P.K. University
 Shivpuri (M.P.)

7	M.A.II SEM PSYCHOLOGY	2	100%
	M.A.III SEM PSYCHOLOGY	1	100%
	M.A. IV SEM PSYCHOLOGY	1	100%
8	M.A.I SEM HISTORY	3	100%
	M.A.II SEM HISTORY	3	100%
	M.A.III SEM HISTORY	1	100%
	M.A.IV SEM HISTORY	1	100%
9	M.A.I SEM POLITICAL SCIENCE	1	100%
	M.A.II SEM POLITICAL SCIENCE	1	100%
	M.A.III SEM POLITICAL SCIENCE	0	NA
	M.A.IV SEM POLITICAL SCIENCE	0	NA
10	M.A.I SEM ECONOMICS	0	NA
	M.A.II SEM ECONOMICS	0	NA
	M.A.III SEM ECONOMICS	0	NA
	M.A.IV SEM ECONOMICS	0	NA
11	M.A.I SEM GEOGRAPHY	0	NA
	M.A.II SEM GEOGRAPHY	0	NA
	M.A.III SEM GEOGRAPHY	0	NA
	M.A.IV SEM GEOGRAPHY	0	NA
12	M.A.I SEM SOCIAL WORK	0	NA
	M.A.II SEM SOCIAL WORK	0	NA
	M.A.III SEM SOCIAL WORK	0	NA
	M.A.IV SEM SOCIAL WORK	0	NA

2/1

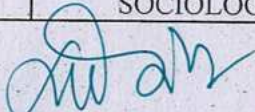

VICE CHANCELLOR
P.K. UNIVERSITY
SHIVPURI (M.P.)


REGISTRAR
P.K. UNIVERSITY
SHIVPURI (M.P.)



HOD
Department of Art
P.K. University
Shivpuri (M.P.)

**P.K.UNIVERSITY SHIVPURI M.P. FACULTY OF ART'S RESULT ANALYSIS 3
YEAR**

FACULTY OF ART'S			
SESSION OF EXAMINATION 2022-23			
S.N.	COURSE	NO OF CANDIDATE APPEARED	RESULT
1	B.A.I YEAR	58	91%
	B.A.II YEAR	43	100%
	B.A.III YEAR	49	93.87%
2	M.A.I SEM HINDI LITERATURE	5	100%
	M.A. II SEM HINDI LITERATURE	5	100%
	M.A. III SEM HINDI LITERATURE	0	NA
	M.A. IV SEM HINDI LITERATURE	0	NA
3	M.A. I SEM ENGLISH LITERATURE	4	100%
	M.A. II SEM ENGLISH LITERATURE	4	100%
	M.A. III SEM ENGLISH LITERATURE	0	NA
	M.A. IV SEM ENGLISH LITERATURE	0	NA
4	M.A.I SEM SANSKRIT	0	NA
	M.A.II SEM SANSKRIT	0	NA
	M.A.III SEM SANSKRIT	0	NA
	M.A.IV SEM SANSKRIT	0	NA
5	M.A.I SEM HOME SCIENCE	0	NA
	M.A.II SEM HOME SCIENCE	0	NA
	M.A. III SEM HOME SCIENCE	0	NA
	M.A.IV SEM HOME SCIENCE	0	NA
6	M.A.I SEM SOCIOLOGY	3	100%
	M.A.II SEM SOCIOLOGY	3	100%
	M.A.III SEM SOCIOLOGY	1	100%
	M.A. IV SEM SOCIOLOGY	1	100%


VICE CHANCELLOR
P.K. UNIVERSITY
SHIVPURI (M.P.)



REGISTRAR
P.K. UNIVERSITY
SHIVPURI (M.P.)


HOD
Department of Art
P.K. University
Shivpuri (M.P.)

7	M.A.I SEM PSYCHOLOGY	2	100%
	M.A.II SEM PSYCHOLOGY	2	100%
	M.A.III SEM PSYCHOLOGY	2	100%
	M.A.IV SEM PSYCHOLOGY	2	100%
8	M.A.I SEM HISTORY	0	NA
	M.A.II SEM HISTORY	0	NA
	M.A.III SEM HISTORY	3	100%
	M.A.IV SEM HISTORY	3	100%
9	M.A.I SEM POLITICAL SCIENCE	1	100%
	M.A.II SEM POLITICAL SCIENCE	1	100%
	M.A.III SEM POLITICAL SCIENCE	1	100%
	M.A.IV SEM POLITICAL SCIENCE	1	100%
10	M.A.I SEM V ECONOMICS	0	NA
	M.A.II SEM ECONOMICS	0	NA
	M.A.III SEM ECONOMICS	0	NA
	M.A.IV SEM ECONOMICS	0	NA
11	M.A.I SEM GEOGRAPHY	0	NA
	M.A.II SEM GEOGRAPHY	0	NA
	M.A.III SEM GEOGRAPHY	0	NA
	M.A.IV SEM GEOGRAPHY	0	NA
12	M.A.I SEM SOCIAL WORK	0	NA
	M.A.II SEM SOCIAL WORK	0	NA
	M.A.III SEM SOCIAL WORK	0	NA
	M.A.IV SEM SOCIAL WORK	0	NA


VICE CHANCELLOR
P.K. UNIVERSITY
SHIVPURI (M.P.)


REGISTRAR
P.K. UNIVERSITY
SHIVPURI (M.P.)


HOD
Department of Art
P.K. University
Shivpuri (M.P.)

P.K.UNIVERSITY SHIVPURI M.P. FACULTY OF ART'S RESULT ANALYSIS 3
YEAR


FACULTY OF ART'S

SESSION OF EXAMINATION 2023-24

S.N.	COURSE	NO OF CANDIDATE APPEARED	RESULT
1	B.A.II YEAR	55	83.63%
	B.A.III YEAR	43	88.37%
2	B.A.I SEM	58	100%
	B.A.II SEM	58	90%
3	M.A.I SEM HINDI LITERATURE	0	NA
	M.A. II SEM HINDI LITERATURE	0	NA
	M.A. III SEM HINDI LITERATURE	5	100%
	M.A. IV SEM HINDI LITERATURE	5	80%
4	M.A.I SEM ENGLISH LITERATURE	2	100%
	M.A.II SEM ENGLISH LITERATURE	2	100%
	M.A. III SEM ENGLISH LITERATURE	4	100%
	M.A. IV SEM ENGLISH LITERATURE	4	100%
5	M.A.I SEM SANSKRIT	0	NA
	M.A.II SEM SANSKRIT	0	NA
	M.A.III SEM SANSKRIT	0	NA
	M.A.IV SEM SANSKRIT	0	NA
6	M.A.I SEM HOME SCIENCE	0	NA
	M.A.II SEM HOME SCIENCE	0	NA
	M.A. III SEM HOME SCIENCE	0	NA
	M.A.IV SEM HOME SCIENCE	0	NA
7	M.A.I SEM SOCIOLOGY	2	100%
	M.A.II SEM SOCIOLOGY	2	50%
	M.A.III SEM SOCIOLOGY	3	100%


VICE CHANCELLOR
P.K. UNIVERSITY
SHIVPURI (M.P.)


REGISTRAR
P.K. UNIVERSITY
SHIVPURI (M.P.)


HOD
Department of Art
P.K. University
Shivpuri (M.P.)

	M.A.IV SEM SOCIOLOGY	3	66%
8	M.A.I SEM PSYCHOLOGY	0	NA
	M.A.II SEM PSYCHOLOGY	0	NA
	M.A.III SEM PSYCHOLOGY	2	100%
	M.A.IV SEM PSYCHOLOGY	2	0%
9	M.A.I SEM HISTORY	3	100%
	M.A.II SEM HISTORY	3	33%
	M.A.III SEM HISTORY	0	NA
	M.A.IV SEM HISTORY	0	NA
10	M.A.I SEM POLITICAL SCIENCE	1	100%
	M.A.II SEM POLITICAL SCIENCE	1	0%
	M.A.III SEM POLITICAL SCIENCE	1	100%
	M.A.IV SEM POLITICAL SCIENCE	1	100%
11	M.A.I SEM ECONOMICS	1	100%
	M.A.II SEM ECONOMICS	1	0%
	M.A.III SEM ECONOMICS	0	NA
	M.A.IV SEM ECONOMICS	0	NA
12	M.A.I SEM GEOGRAPHY	1	100%
	M.A.II SEM GEOGRAPHY	1	100%
	M.A.III SEM GEOGRAPHY	0	NA
	M.A.IV SEM GEOGRAPHY	0	NA
13	M.A.I SEM SOCIAL WORK	0	NA
	M.A.II SEM SOCIAL WORK	0	NA
	M.A.III SEM SOCIAL WORK	0	NA
	M.A.IV SEM SOCIAL WORK	0	NA


VICE CHANCELLOR
P.K. UNIVERSITY
SHIVPURI (M.P.)


REGISTRAR
P.K. UNIVERSITY
SHIVPURI (M.P.)


HOD
Department of Art
P.K. University
Shivpuri (M.P.)

Faculty Name - Faculty of Commerce Session of Examination-2021-22				Faculty Name - Faculty of Commerce Session of Examination-2022-23				Faculty Name - Faculty of Commerce Session of Examination-2023-24			
S.No.	Course	No. of Candidates Appeared	Results	S.No.	Course	No. of Candidates Appeared	Results	S.No.	Course	No. of Candidates Appeared	Results
1	B.Com-1st year	16	100.00%	1	B.Com-1st year	27	88.88%	1	B.Com-1st sem	27	88.88%
	B.Com-2nd year	20	90.00%		B.Com-2nd year	16	100%		B.Com-2nd year	27	37.03%
	B.Com-3rd year	29	82.75%		B.Com-3rd year	20	90%		B.Com-3rd year	16	88.00%
2	M.Com-1st Sem	4	100%	2	M.Com-1st Sem	6	83%	2	M.Com-1st Sem	5	100%
	M.Com-2nd Sem	4	100%		M.Com-2nd Sem	6	83%		M.Com-2nd Sem	5	80%
	M.Com-3rd Sem	1	100%		M.Com-3rd Sem	4	75.00%		M.Com-3rd Sem	6	83%
	M.Com-4th Sem	1	100%		M.Com-4th Sem	4	75%		M.Com-4th Sem	6	83%

2/11

[Handwritten signature]

H.P. Commerce

[Handwritten signature]


[Handwritten signature]
VICE CHANCELLOR
P.K. UNIVERSITY
SHIVPURI (M.P.)

[Handwritten signature]
REGISTRAR
P.K. UNIVERSITY
SHIVPURI (M.P.)


P. K. University, Shivpuri (M.P.)			
Faculty Name - Faculty of Science			
Session of Examination - 2023-24			
S. No.	Course	No. of Candidates Appeared	Results
1	B. Sc. (BIO) - 1st Sem	60	80.00
	B. Sc. (BIO) - 2nd Sem	60	75.00%
	B. Sc. (BIO) - 2nd Year	56	73.20%
	B. Sc. (BIO) - 3rd Year	53	79.23%
2	B. Sc. (Maths) - 1st Sem	60	93.32%
	B. Sc. (Maths) - 2nd Sem	60	85.00%
	B. Sc. (Maths) - 2nd Year	46	76.67%
	B. Sc. (Maths) - 3rd Year	60	90%
3	B. Sc. (CS) - 1st Sem	12	100%
	B. Sc. (CS) - 2nd Sem	12	Results Awaited
	B. Sc. (CS) - 2nd Year	7	85.70%
	B. Sc. (CS) - 5th sem	2	100%
	B. Sc. (CS) - 6th sem	2	100%
4	B. Sc. (Food Tech.) - 1st Sem	1	100%
	B. Sc. (Food Tech.) - 2nd Sem	1	100.00%
5	M. Sc. (Zoology) - 1st Sem	9	100%
	M. Sc. (Zoology) - 2nd Sem	9	77.78%
	M. Sc. (Zoology) - 3rd Sem	10	80%
	M. Sc. (Zoology) - 4th Sem	10	90.00%
6	M. Sc. (Food Tech) - 1st Sem	7	100%
	M. Sc. (Food Tech) - 2nd Sem	7	100.00%
	M. Sc. (Food Tech) - 3rd Sem	4	75%
	M. Sc. (Food Tech) - 4th Sem	4	75.00%
7	M. Sc. (Bio-Tech) - 1st Sem	2	0.00%
	M. Sc. (Bio-Tech) - 2nd Sem	2	0.00%
	M. Sc. (Bio-Tech) - 3rd Sem	0	0
	M. Sc. (Bio-Tech) - 4th Sem	0	0


 VICE CHANCELLOR
 P.K. UNIVERSITY
 SHIVPURI (M.P.)



 REGISTRAR
 P.K. UNIVERSITY
 SHIVPURI (M.P.)


 HOD
 Department of Science
 P.K. University
 Shivpuri (M.P.)

P. K. University, Shivpuri (M.P.)			
Faculty Name - Faculty of Science			
Session of Examination - 2023-24			
S. No.	Course	No. of Candidates Appeared	Results
8	M. Sc. (Botany) - 1st Sem	5	100%
	M. Sc. (Botany) - 2nd Sem	5	80.00%
	M. Sc. (Botany) - 3rd Sem	2	100
	M. Sc. (Botany) - 4th Sem	2	100.00%
9	M. Sc. (Physics) - 1st Sem	8	87.50%
	M. Sc. (Physics) - 2nd Sem	8	87.50%
	M. Sc. (Physics) - 3rd Sem	7	71%
	M. Sc. (Physics) - 4th Sem	7	85.71%
10	M. Sc. (Chemistry) - 1st Sem	16	75%
	M. Sc. (Chemistry) - 2nd Sem	16	81.25%
	M. Sc. (Chemistry) - 3rd Sem	24	83%
	M. Sc. (Chemistry) - 4th Sem	24	70.83%
11	M. Sc. (Maths) - 1st Sem	14	85%
	M. Sc. (Maths) - 2nd Sem	14	92.85%
	M. Sc. (Maths) - 3rd Sem	18	55.56%
	M. Sc. (Maths) - 4th Sem	18	77.78%
12	M. Sc. (CS) - 1st Sem	0	0
	M. Sc. (CS) - 2nd Sem	0	0
	M. Sc. (CS) - 3rd Sem	4	75%
	M. Sc. (CS) - 4th Sem	4	50.00%
13	M. Sc. (Bio Chemistry) - 1st Sem	0	0
	M. Sc. (Bio Chemistry) - 2nd Sem	0	0
	M. Sc. (Bio Chemistry) - 3rd Sem	0	0
	M. Sc. (Bio Chemistry) - 4th Sem	0	0
14	M. Sc. (Micro Biology) - 1st Sem	3	100%
	M. Sc. (Micro Biology) - 2nd Sem	3	Results Awaited
	M. Sc. (Micro Biology) - 3rd Sem	2	100%
	M. Sc. (Micro Biology) - 4th Sem	2	Results Awaited


VICE CHANCELLOR
P.K. UNIVERSITY
SHIVPURI (M.P.)

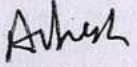

REGISTRAR
P.K. UNIVERSITY
SHIVPURI (M.P.)


HOD
Department of Science
P.K. University
Shivpuri (M.P.)

P. K. University, Shivpuri (M.P.)			
Faculty Name - Faculty of Science			
Session of Examination - 2022-23			
S. No.	Course	No. of Candidates Appeared	Results
1	B. Sc. (BIO) - 1st Year	56	0.73
	B. Sc. (BIO) - 2nd Year	53	83.00%
	B. Sc. (BIO) - 3rd Year	44	84%
2	B. Sc. (MATH) - 1st Year	60	83%
	B. Sc. (MATH) - 2nd Year	60	90%
	B. Sc. (MATH) - 3rd Year	60	98%
3	B. Sc. (CS) - 1st Year	7	85%
	B. Sc. (CS) - 3rd sem	2	100%
	B. Sc. (CS) - 4th sem	2	100%
	B. Sc. (CS) - 5th sem	4	75%
	B. Sc. (CS) - 6th sem	4	75%
4	B. Sc. (Food Tech.) - 1st Year	0	0
	B. Sc. (Food Tech.) - 2nd Year	0	0
	B. Sc. (Food Tech.) - 3rd Year	0	0
5	M. Sc. (Zoology) - 1st Sem	10	80%
	M. Sc. (Zoology) - 2nd Sem	10	80.00%
	M. Sc. (Zoology) - 3rd Sem	5	60%
	M. Sc. (Zoology) - 4th Sem	5	60.00%
6	M. Sc. (Food Tech) - 1st Sem	4	75%
	M. Sc. (Food Tech) - 2nd Sem	4	75.00%
	M. Sc. (Food Tech) - 3rd Sem	8	87%
	M. Sc. (Food Tech) - 4th Sem	8	87.00%
7	M. Sc. (Bio-Tech) - 1st Sem	0	0.00%
	M. Sc. (Bio-Tech) - 2nd Sem	0	0.00%
	M. Sc. (Bio-Tech) - 3rd Sem	2	100%
	M. Sc. (Bio-Tech) - 4th Sem	2	100%
	M. Sc. (Botany) - 1st Sem	2	100%


VICE CHANCELLOR
P.K. UNIVERSITY
SHIVPURI (M.P.)

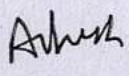

REGISTRAR
P.K. UNIVERSITY
SHIVPURI (M.P.)


HOD
Department of Science
P.K. University
Shivpuri (M.P.)

P. K. University, Shivpuri (M.P.)			
Faculty Name - Faculty of Science			
Session of Examination - 2022-23			
S. No.	Course	No. of Candidates Appeared	Results
8	M. Sc.(Botany) - 2nd Sem	2	100%
	M. Sc. (Botany) - 3rd Sem	8	87.50%
	M. Sc. (Botany) - 4th Sem	8	87.50%
9	M. Sc. (Physics) - 1st Sem	7	71%
	M. Sc.(Physics) - 2nd Sem	7	71%
	M. Sc. (Physics) - 3rd Sem	6	83%
	M. Sc. (Physics) - 4th Sem	6	83%
10	M. Sc. (Chemistry) - 1st Sem	24	83%
	M. Sc. (Chemistry) - 2nd Sem	24	83%
	M. Sc. (Chemistry) - 3rd Sem	13	100%
	M. Sc. (Chemistry) - 4th Sem	13	100%
11	M. Sc. (Maths) - 1st Sem	18	55.56%
	M. Sc. (Maths) - 2nd Sem	18	55.56%
	M. Sc. (Maths) - 3rd Sem	7	71.00%
	M. Sc. (Maths) - 4th Sem	7	71.00%
12	M. Sc. (CS) - 1st Sem	4	75%
	M. Sc. (CS) - 2nd Sem	4	75%
	M. Sc. (CS) - 3rd Sem	2	50%
	M. Sc. (CS) - 4th Sem	2	50%
13	M. Sc. (Bio Chemistry) - 1st Sem	0	0
	M. Sc. (Bio Chemistry) - 2nd Sem	0	0
	M. Sc. (Bio Chemistry) - 3rd Sem	0	0
	M. Sc. (Bio Chemistry) - 4th Sem	0	0
14	M. Sc. (Micro Biology) - 1st Sem	2	100%
	M. Sc. (Micro Biology) - 2nd Sem	2	100%
	M. Sc. (Micro Biology) - 3rd Sem	3	100%
	M. Sc. (Micro Biology) - 4th Sem	3	100%


VICE CHANCELLOR
P.K. UNIVERSITY
SHIVPURI (M.P.)


REGISTRAR
P.K. UNIVERSITY
SHIVPURI (M.P.)



HOD
Department of Science
P.K. University
Shivpuri (M.P.)

P. K. University, Shivpuri (M.P.)

Faculty Name - Faculty of Science			
Session of Examination - 2021-22			
S. No.	Course	No. of Candidates Appeared	Results
1	B. Sc. (BIO) - 1st Year	53	79%
	B. Sc. (BIO) - 2nd Year	44	84.00%
	B. Sc. (BIO) - 3rd Year	60	73%
2	B. Sc. (MATH) - 1st Year	60	90%
	B. Sc. (MATH) - 2nd Year	60	98%
	B. Sc. (MATH) - 3rd Year	60	80%
3	B. Sc. (CS) - 1st sem	2	100%
	B. Sc. (CS) - 2nd sem	2	100%
	B. Sc. (CS) - 3rd sem	4	75%
	B. Sc. (CS) - 4th sem	4	75%
	B. Sc. (CS) - 5th sem	4	75%
	B. Sc. (CS) - 6th sem	4	75%
4	B.Sc (bio-Tech) 1st Year	0	0%
	B.Sc (bio-Tech) 2nd Year	0	0%
	B.Sc (bio-Tech) 3rd Year	2	100%
5	B. Sc. (Food Tech.) - 1st Year	0	0
	B. Sc. (Food Tech.) - 2nd Year	0	0
	B. Sc. (Food Tech.) - 3rd Year	0	0
6	M. Sc. (Zoology) - 1st Sem	5	60.00%
	M. Sc. (Zoology) - 2nd Sem	5	60.00%
	M. Sc. (Zoology) - 3rd Sem	3	67%
	M. Sc. ((Zoology) - 4th Sem	3	67%
7	M. Sc. (Food Tech) - 1st Sem	8	87%
	M. Sc. (Food Tech) - 2nd Sem	8	87%
	M. Sc. (food Tech) - 3rd Sem	0	0%
	M. Sc. (Food Tech) - 4th Sem	0	0.00%
	M. Sc. (Bio-Tech) - 1st Sem	2	100%



VICE CHANCELLOR
P.K. UNIVERSITY
SHIVPURI (M.P.)


REGISTRAR
P.K. UNIVERSITY
SHIVPURI (M.P.)



HOD
 Department of Science
 P.K. University
 Shivpuri (M.P.)

P. K. University, Shivpuri (M.P.)

Faculty Name - Faculty of Science			
Session of Examination - 2021-22			
S. No.	Course	No. of Candidates Appeared	Results
8	M. Sc. (Bio-Tech) - 2nd Sem	2	100%
	M. Sc. (Bio-Tech) - 3rd Sem	3	100%
	M. Sc. (Bio-Tech) - 4th Sem	3	100%
9	M. Sc. (Botany) - 1st Sem	8	87.50%
	M. Sc. (Botany) - 2nd Sem	8	87.50%
	M. Sc. (Botany) - 3rd Sem	2	100%
	M. Sc. (Botany) - 4th Sem	2	100%
10	M. Sc. (Physics) - 1st Sem	6	83%
	M. Sc. (Physics) - 2nd Sem	6	83%
	M. Sc. (Physics) - 3rd Sem	7	86%
	M. Sc. (Physics) - 4th Sem	7	86.00%
11	M. Sc. (Chemistry) - 1st Sem	13	100%
	M. Sc. (Chemistry) - 2nd Sem	13	100%
	M. Sc. (Chemistry) - 3rd Sem	6	100%
	M. Sc. (Chemistry) - 4th Sem	6	100%
12	M. Sc. (Maths) - 1st Sem	7	71.00%
	M. Sc. (Maths) - 2nd Sem	7	71.00%
	M. Sc. (Maths) - 3rd Sem	5	100%
	M. Sc. (Maths) - 4th Sem	5	100%
13	M. Sc. (CS) - 1st Sem	2	50%
	M. Sc. (CS) - 2nd Sem	2	50%
	M. Sc. (CS) - 3rd Sem	0	0
	M. Sc. (CS) - 4th Sem	0	0
14	M. Sc. (Bio Chemistry) - 1st Sem	0	0
	M. Sc. (Bio Chemistry) - 2nd Sem	0	0
	M. Sc. (Bio Chemistry) - 3rd Sem	0	0
	M. Sc. (Bio Chemistry) - 4th Sem	0	0
15	M. Sc. (Micro Biology) - 1st Sem	3	100%
	M. Sc. (Micro Biology) - 2nd Sem	3	100%
	M. Sc. (Micro Biology) - 3rd Sem	2	100%
	M. Sc. (Micro Biology) - 4th Sem	2	100%


VICE CHANCELLOR
P.K. UNIVERSITY
SHIVPURI (M.P.)


REGISTRAR
P.K. UNIVERSITY
SHIVPURI (M.P.)


Department of Science
P.K. University
Shivpuri (M.P.)

Result Analysis-

P.K. University			
Faculty of Management			
Session of Examination - 2021-22			
S. No.	Course	Number of Candidates Appeared	Results
1	BBA 1st Sem	21	90%
	BBA 2nd Sem	21	86%
	BBA 3rd Sem	12	75%
	BBA 4th Sem	12	75%
	BBA 5th Sem	12	67%
	BBA 6th Sem	12	92%
2	MBA 1st Sem	46	93%
	MBA 2nd Sem	46	91%
	MBA 3rd Sem	40	88%
	MBA 4th Sem	40	88%

Session of Examination - 2022-23			
S. No.	Course	Number of Candidates Appeared	Results
1	BBA 1st Sem	26	80%
	BBA 2nd Sem	26	77%
	BBA 3rd Sem	21	62%
	BBA 4th Sem	21	57%
	BBA 5th Sem	12	67%
	BBA 6th Sem	12	50%
2	MBA 1st Sem	89	78%
	MBA 2nd Sem	89	79%
	MBA 3rd Sem	46	91%
	MBA 4th Sem	46	89%

Session of Examination - 2023-24			
S. No.	Course	Number of Candidates Appeared	Results
1	BBA 1st Sem	32	84%
	BBA 2nd Sem	32	50%
	BBA 3rd Sem	26	73%
	BBA 4th Sem	26	46%
	BBA 5th Sem	21	62%
	BBA 6th Sem	21	33%
2	MBA 1st Sem	97	85%
	MBA 2nd Sem	97	75%
	MBA 3rd Sem	89	69%
	MBA 4th Sem	89	53%


 VICE CHANCELLOR
 P.K. UNIVERSITY
 SHIVPURI (M.P.)


 REGISTRAR
 P.K. UNIVERSITY
 SHIVPURI (M.P.)




P.K. University Shivpuri, M.P.

Faculty Name- Faculty of Law

Session of examination-2021-22

S.No.	Course	No. of Students appeared	Results
1	BALLB 1st Sem	80	79%
	BALLB 2nd Sem	80	79%
	BALLB 3rd Sem	63	88%
	BALLB 4th Sem	63	90%
	BALLB 5th Sem	65	81%
	BALLB 6th Sem	65	75%
	BALLB 7th Sem	27	77%
	BALLB 8th Sem	27	74%
	BALLB 9th Sem	39	76%
	BALLB 10th Sem	39	76%
2	LL.B 1st Sem	120	90%
	LL.B 2nd Sem	120	88%
	LL.B 3rd Sem	120	95%
	LL.B 4th Sem	120	94%
	LL.B 5th Sem	120	95%
	LL.B 6th Sem	120	95%

3	LL.M 1st Sem	11	81%
	LL.M, 2nd Sem	11	64%
	LL.M 3rd Sem	5	80%
	LL.M 4th Sem	5	80%


HOD (Law)


VICE CHANCELLOR
P.K. UNIVERSITY
SHIVPURI (M.P.)


REGISTRAR
P.K. UNIVERSITY
SHIVPURI (M.P.)


P.K. University Shuvpuri, M.P.			
Faculty Name- Faculty of Law			
Session of examination-2022-23			
S.No.	Course	No. of Students appeared	Results
1	BALLB 1st Sem	120	81%
	BALLB 2nd Sem	120	81%
	BALLB 3rd Sem	80	81%
	BALLB 4th Sem	80	76%
	BALLB 5th Sem	63	90%
	BALLB 6th Sem	63	85%
	BALLB 7th Sem	65	80%
	BALLB 8th Sem	65	80%
	BALLB 9th Sem	27	77%
	BALLB 10th Sem	27	74%

2	LL.B 1st Sem	120	87%
	LL.B 2nd Sem	120	86%
	LL.B 3rd Sem	120	87%
	LL.B 4th Sem	120	85%
	LL.B 5th Sem	120	92%
	LL.B 6th Sem	120	91%

3	LL.M 1st Sem	16	68%
	LL.M 2nd Sem	16	75%
	LL.M 3rd Sem	11	63%
	LL.M 4th Sem	11	63%


 VICE CHANCELLOR
 P.K. UNIVERSITY
 SHIVPURI (M.P.)


 REGISTRAR
 P.K. UNIVERSITY
 SHIVPURI (M.P.)


 HOD (Law)

P.K. University Shuvpuri, M.P.			
Faculty Name- Faculty of Law			
Session of examination-2023-24			
S.No.	Course	No. of Students appeared	Results
1	BALLB 1st Sem	120	91%
	BALLB 2nd Sem	120	85%
	BALLB 3rd Sem	120	78%
	BALLB 4th Sem	120	78%
	BALLB 5th Sem	80	76%
	BALLB 6th Sem	80	70%
	BALLB 7th Sem	63	79%
	BALLB 8th Sem	63	70%
	BALLB 9th Sem	65	70%
	BALLB 10th Sem	65	60%

2	LL.B 1st Sem	120	90%
	LL.B 2nd Sem	120	91%
	LL.B 3rd Sem	120	85%
	LL.B 4th Sem	120	82%
	LL.B 5th Sem	120	85%
	LL.B 6th Sem	120	83%

3	LL.M 1st Sem	30	90%
	LL.M 2nd Sem	30	86%
	LL.M 3rd Sem	16	56%
	LL.M 4th Sem	16	62%

Him
HOD (Law)

[Signature]
VICE CHANCELLOR
P.K. UNIVERSITY
SHIVPURI (M.P.)

[Signature]
REGISTRAR
P.K. UNIVERSITY
SHIVPURI (M.P.)

P.K.University, Shivpuri (M.P.)

Faculty Name - Faculty of Pharmacy

Session of Examination 2021-22


S.No	Course	No of Candidates appeared	Result
1	D.Pharma Ist Year	60	97%
	D.Pharma IInd Year	59	100%
2	B.Pharma I sem	100	86%
	B.Pharma 2sem	100	86%
	B.Pharma 3 sem	100	87%
	B.Pharma 4 sem	100	86%
	B.Pharma 5 sem	100	96%
	B.Pharma 6 sem	100	96%
	B.Pharma 7 sem	60	93%
	B.Pharma 8 sem	60	93%
3	M.Pharm Pharmaceutics 1 sem	12	100%
	M.Pharm Pharmaceutics 2 sem	12	100%
	M.Pharm Pharmaceutics 3 sem	NA	NA
	M.Pharm Pharmaceutics 4 sem	NA	NA
21	M.Pharm Pharmaceutical chemistry 1 sem	12	100%
	M.Pharm Pharmaceutical chemistry 2 sem	12	100%
	M.Pharm Pharmaceutical chemistry 3 sem	NA	NA
	M.Pharm Pharmaceutical chemistry 4 sem	NA	NA


VICE CHANCELLOR
P.K. UNIVERSITY
SHIVPURI


REGISTRAR
P.K. UNIVERSITY
SHIVPURI (M.P.)

5	M.Pharm Pharmacology 1 sem	12	100%
	M.Pharm Pharmacology 2 sem	12	100%
	M.Pharm Pharmacology 3 sem	NA	NA
	M.Pharm Pharmacology 4 sem	NA	NA
6	M.Pharm Pharmacognosy 1 sem	12	100%
	M.Pharm Pharmacognosy 2 sem	12	100%
	M.Pharm Pharmacognosy 3 sem	NA	NA
	M.Pharm Pharmacognosy 4 sem	NA	NA

7/1


Principal
Faculty of Pharmacy
P.K. University, Shivpuri (M.P.)


VICE CHANCELLOR
P.K. UNIVERSITY
SHIVPURI (M.P.)


REGISTRAR
P.K. UNIVERSITY
SHIVPURI (M.P.)

P.K.University, Shivpuri (M.P.)

Faculty Name - Faculty of Pharmacy

Session of Examination 2022-23


S.No	Course	No of Candidates appeared	Result
1	D.Pharma Ist Year	58	91%
	D.Pharma IInd Year	60	97%
2	B.Pharma I sem	100	68%
	B.Pharma 2sem	100	74%
	B.Pharma 3 sem	100	81%
	B.Pharma 4 sem	100	81%
	B.Pharma 5 sem	100	87%
	B.Pharma 6 sem	100	81%
	B.Pharma 7 sem	100	96%
	B.Pharma 8 sem	100	96%
1	M.Pharm Pharmaceutics 1 sem	12	67%
	M.Pharm Pharmaceutics 2 sem	12	67%
	M.Pharm Pharmaceutics 3 sem	12	100%
	M.Pharm Pharmaceutics 4 sem	12	100%
2	M.Pharm Pharmaceutical chemistry 1 sem	12	66%
	M.Pharm Pharmaceutical chemistry 2 sem	12	60%
	M.Pharm Pharmaceutical chemistry 3 sem	12	100%
	M.Pharm Pharmaceutical chemistry 4 sem	12	100%


VICE CHANCELLOR
P.K. UNIVERSITY
SHIVPURI (M.P.)


REGISTRAR
P.K. UNIVERSITY
SHIVPURI (M.P.)

3	M.Pharm Pharmacology 1 sem	12	50%
	M.Pharm Pharmacology 2 sem	12	50%
	M.Pharm Pharmacology 3 sem	12	100%
	M.Pharm Pharmacology 4 sem	12	100%
4	M.Pharm Pharmacognosy 1 sem	12	75%
	M.Pharm Pharmacognosy 2 sem	12	75%
	M.Pharm Pharmacognosy 3 sem	12	100%
	M.Pharm Pharmacognosy 4 sem	12	100%

21


 Principal
 Faculty of Pharmacy
 P.K. University, Shivpuri (M.P.)


 VICE CHANCELLOR
 P.K. UNIVERSITY
 SHIVPURI (M.P.)



 REGISTRAR
 P.K. UNIVERSITY
 SHIVPURI (M.P.)

P.K.University, Shivpuri (M.P.)

Faculty Name - Faculty of Pharmacy

Session of Examination 23-24

S.No	Course	No of Candidates appeared	Result
1	D.Pharma Ist Year	59	71%
	D.Pharma IInd Year	58	81%
2	B.Pharma I sem	87	82%
	B.Pharma 2sem	87	AWAITED
	B.Pharma 3 sem	100	72%
	B.Pharma 4 sem	100	AWAITED
	B.Pharma 5 sem	100	43%
	B.Pharma 6 sem	100	65%
	B.Pharma 7 sem	100	87%
	B.Pharma 8 sem	100	60%
1	M.Pharm Pharmaceutics 1 sem	12	90%
	M.Pharm Pharmaceutics 2 sem	12	90%
	M.Pharm Pharmaceutics 3 sem	12	66%
	M.Pharm Pharmaceutics 4 sem	12	66%
2	M.Pharm Pharmaceutical chemistry 1 sem	11	89%
	M.Pharm Pharmaceutical chemistry 2 sem	11	89%
	M.Pharm Pharmaceutical chemistry 3 sem	12	66%
	M.Pharm Pharmaceutical chemistry 4 sem	12	66%


VICE CHANCELLOR
P.K. UNIVERSITY
SHIVPURI (M.P.)


REGISTRAR
P.K. UNIVERSITY
SHIVPURI (M.P.)

3	M.Pharm Pharmacology 1 sem	12	59%
	M.Pharm Pharmacology 2 sem	12	59%
	M.Pharm Pharmacology 3 sem	12	50%
	M.Pharm Pharmacology 4 sem	12	50%
4	M.Pharm Pharmacognosy 1 sem	12	75%
	M.Pharm Pharmacognosy 2 sem	12	75%
	M.Pharm Pharmacognosy 3 sem	12	75%
	M.Pharm Pharmacognosy 4 sem	12	75%

Let

(Handwritten signature)
 REGISTRAR
 P.K. UNIVERSITY
 SHIVPURI (M.P.)

(Handwritten signature)
 VICE CHANCELLOR
 P.K. UNIVERSITY
 SHIVPURI (M.P.)

(Handwritten signature)
 REGISTRAR
 P.K. UNIVERSITY
 SHIVPURI (M.P.)



P.K. UNIVERSITY
SHIVPURI (M.P.)

Faculty Name - Faculty of Medical Science (Department of Nursing) 2021-2022

S.N.	COURSE	NO. OF CANDIDATES APPEARED	RESULT
1	B.SC. (N) - 1st Year	59	100%
2	B.SC. (N) - 2nd Year	30	100%
3	B.SC. (N) - 3rd Year	30	100%
4	B.SC. (N) - 4th Year	N/A	N/A



P.K. UNIVERSITY
SHIVPURI (M.P.)

Faculty Name - Faculty of Medical Science (Department of Nursing) 2022-2023

S.N.	COURSE	NO. OF CANDIDATES APPEARED	RESULT
1	B.SC. (N) - 1st Year	92	100%
2	B.SC. (N) - 2nd Year	55	100%
3	B.SC. (N) - 3rd Year	30	100%
4	B.SC. (N) - 4th Year	30	100%




P.K. UNIVERSITY
SHIVPURI (M.P.)

Faculty Name - Faculty of Medical Science (Department of Nursing) 2023-2024

S.N.	COURSE	NO. OF CANDIDATES APPEARED	RESULT
1	B.SC. (N) - 1st Year	N/A	N/A
2	B.SC. (N) - 2nd Year	72	Awaited
3	B.SC. (N) - 3rd Year	49	Awaited
4	B.SC. (N) - 4th Year	27	Awaited


VICE CHANCELLOR
P.K. UNIVERSITY
SHIVPURI (M.P.)


REGISTRAR
P.K. UNIVERSITY
SHIVPURI (M.P.)


Principal
Department of Nursing
P.K. University, Shivpuri

P. K. University

Faculty Name - Faculty of Computer Science & Application

Session of Examination - 2021-22

S. No.	Course	No. of Candidates Appeared	Results
1	PGDCA - 1st Sem	10	100%
	PGDCA - 2nd Sem	10	100%
2	BCA - 1st Sem	7	85.71%
	BCA - 2nd Sem	7	85.71%
	BCA - 3rd Sem	6	66.66%
	BCA - 4th Sem	6	50%
	BCA - 5th Sem	7	28.57%
	BCA - 6th Sem	7	28.57%
3	MCA - 1st Sem	3	100%
	MCA - 2nd Sem	3	100%
	MCA - 3rd Sem	4	50%
	MCA - 4th Sem	4	50%
	MCA - 5th Sem	4	50%
	MCA - 6th Sem	4	50%


HOD

FACULTY OF COMPUTER SCIENCE & APPLICATION
P.K.UNIVERSITY, SHIVPURI (M.P)


VICE CHANCELLOR
P.K. UNIVERSITY
SHIVPURI (M.P.)


REGISTRAR
P.K. UNIVERSITY
SHIVPURI (M.P.)

P. K. University

Faculty Name - Faculty of Computer Science &
Application

Session of Examination - 2022-23

S. No.	Course	No. of Candidates Appeared	Results
1	PGDCA - 1st Sem	7	100%
	PGDCA - 2nd Sem	7	100%
2	BCA - 1st Sem	25	56%
	BCA - 2nd Sem	25	56%
	BCA - 3rd Sem	7	57.14%
	BCA - 4th Sem	7	71.42%
	BCA - 5th Sem	6	66.66%
	BCA - 6th Sem	6	50%
3	MCA - 1st Sem	13	76.92%
	MCA - 2nd Sem	13	76.92%
	MCA - 3rd Sem	3	100%
	MCA - 4th Sem	3	100%
	MCA - 5th Sem	4	75%
	MCA - 6th Sem	4	75%


HOD

FACULTY OF COMPUTER SCIENCE & APPLICATION
P.K.UNIVERSITY ,SHIVPURI (M.P)


VICE CHANCELLOR
PK UNIVERSITY
SHIVPURI (M.P.)


REGISTRAR
P.K. UNIVERSITY
SHIVPURI (M.P.)

P. K. University

Faculty Name - Faculty of Computer Science &
Application

Session of Examination - 2023-24

S. No.	Course	No. of Candidates Appeared	Results
1	PGDCA - 1st Sem	7	100%
	PGDCA - 2nd Sem	7	100%
2	BCA - 1st Sem	23	86.95%
	BCA - 2nd Sem	23	65.21%
	BCA - 3rd Sem	25	56%
	BCA - 4th Sem	25	56%
	BCA - 5th Sem	7	71.42%
	BCA - 6th Sem	7	42.85%
3	MCA - 1st Sem	12	83.33%
	MCA - 2nd Sem	12	75%
	MCA - 3rd Sem	13	76.92%
	MCA - 4th Sem	13	61.53%
	MCA - 5th Sem	3	100%
	MCA - 6th Sem	3	100%


HOD

FACULTY OF COMPUTER SCIENCE & APPLICATION
P.K.UNIVERSITY ,SHIVPURI (M.P)


VICE CHANCELLOR
P.K. UNIVERSITY
SHIVPURI (M.P.)


REGISTRAR
P.K. UNIVERSITY
SHIVPURI (M.P.)

P.K UNIVERSITY, SHIVPURI (M.P.)


Faculty of Agriculture

Result Analysis Session-2021-22

S.No	Course	No of Candidates Appeared	Result
1	B.Sc. (Ag) - Ist Sem	152	99.33 (%)
	B.Sc. (Ag) - IInd Sem	147	98.63 (%)
	B.Sc. (Ag) - IIIrd Sem	172	100 (%)
	B.Sc. (Ag) - Ivth Sem	172	100 (%)
	B.Sc. (Ag) - Vth Sem	240	100 (%)
	B.Sc. (Ag) - VIth Sem	240	100 (%)
	B.Sc. (Ag) - VIIth Sem	240	100 (%)
	B.Sc. (Ag) - VIIIth Sem	240	100 (%)
2	M.Sc. (Ag) Agronomy - Ist sem	5	100 (%)
	M.Sc. (Ag) Agronomy - IInd Sem	5	100 (%)
	M.Sc. (Ag) Agronomy - IIIrd Sem	8	100 (%)
	M.Sc. (Ag) Agronomy - Ivth Sem	8	100 (%)
3	M.Sc. (Ag) Horticulture - Ist sem	8	100 (%)
	M.Sc. (Ag) Horticulture - IInd Sem	8	100 (%)
	M.Sc. (Ag) Horticulture - IIIrd Sem	5	100 (%)
	M.Sc. (Ag) Horticulture - Ivth Sem	5	100 (%)
4	M.Sc. (Ag) Extension - Ist sem	N/A	N/A
	M.Sc. (Ag) Extension - IInd Sem	N/A	N/A
	M.Sc. (Ag) Extension - IIIrd Sem	N/A	N/A
	M.Sc. (Ag) Extension - Ivth Sem	N/A	N/A
5	M.Sc. (Ag) Seed Science & Technology - Ist sem	2	100%
	M.Sc. (Ag) Seed Science & Technology - IInd Sem	2	100%
	M.Sc. (Ag) Seed Science & Technology - IIIrd Sem	N/A	N/A
	M.Sc. (Ag) Seed Science & Technology - Ivth Sem	N/A	N/A


 VICE CHANCELLOR
 P.K. UNIVERSITY
 SHIVPURI (M.P.)


 REGISTRAR
 P.K. UNIVERSITY
 SHIVPURI (M.P.)

Verified


P.K UNIVERSITY, SHIVPURI (M.P.)


Faculty of Agriculture

Result Analysis Session-2022-23

S.No	Course	No of Candidates Appeared	Result
1	B.Sc. (Ag) - Ist Sem	183	100 (%)
	B.Sc. (Ag) - IInd Sem	177	98.87 (%)
	B.Sc. (Ag) - IIIrd Sem	139	100 (%)
	B.Sc. (Ag) - Ivth Sem	134	97.01 (%)
	B.Sc. (Ag) - Vth Sem	170	100 (%)
	B.Sc. (Ag) - VIth Sem	168	97.82 (%)
	B.Sc. (Ag) - VIIth Sem	214	100 (%)
	B.Sc. (Ag) - VIIIth Sem	190	100 (%)
2	M.Sc. (Ag) Agronomy - Ist sem	16	100 (%)
	M.Sc. (Ag) Agronomy - IInd Sem	16	100 (%)
	M.Sc. (Ag) Agronomy - IIIrd Sem	5	100 (%)
	M.Sc. (Ag) Agronomy - Ivth Sem	5	100 (%)
3	M.Sc. (Ag) Horticulture - Ist sem	18	100 (%)
	M.Sc. (Ag) Horticulture - IInd Sem	16	100 (%)
	M.Sc. (Ag) Horticulture - IIIrd Sem	5	100 (%)
	M.Sc. (Ag) Horticulture - Ivth Sem	5	100 (%)
4	M.Sc. (Ag) Extension - Ist sem	1	100 (%)
	M.Sc. (Ag) Extension - IInd Sem	1	100 (%)
	M.Sc. (Ag) Extension - IIIrd Sem	N/A	N/A
	M.Sc. (Ag) Extension - Ivth Sem	N/A	N/A
5	M.Sc. (Ag) Seed Science & Technology - Ist sem	6	100 (%)
	M.Sc. (Ag) Seed Science & Technology - IInd Sem	6	100 (%)
	M.Sc. (Ag) Seed Science & Technology - IIIrd Sem	2	100 (%)
	M.Sc. (Ag) Seed Science & Technology - Ivth Sem	2	100 (%)


VICE CHANCELLOR
P.K. UNIVERSITY
SHIVPURI (M.P.)


REGISTRAR
P.K. UNIVERSITY
SHIVPURI (M.P.)


Verified
1


P.K UNIVERSITY, SHIVPURI (M.P.)

Faculty of Agriculture

Result Analysis Session-2023-24

S.No	Course	No of Candidates Appeared	Result
1	B.Sc. (Ag) - Ist Sem	100	100(%)
	B.Sc. (Ag) - IInd Sem	93	90.90%
	B.Sc. (Ag) - IIIrd Sem	165	100%
	B.Sc. (Ag) - Ivth Sem	161	98.21%
	B.Sc. (Ag) - Vth Sem	137	99.25 (%)
	B.Sc. (Ag) - VIth Sem	134	100(%)
	B.Sc. (Ag) - VIIth Sem	145	100 (%)
	B.Sc. (Ag) - VIIIth Sem	142	97.90%
2	M.Sc. (Ag) Agronomy - Ist sem	20	100 (%)
	M.Sc. (Ag) Agronomy - IInd Sem	19	100 (%)
	M.Sc. (Ag) Agronomy - IIIrd Sem	16	100(%)
	M.Sc. (Ag) Agronomy - Ivth Sem	16	100 (%)
3	M.Sc. (Ag) Horticulture - Ist sem	19	100 (%)
	M.Sc. (Ag) Horticulture - IInd Sem	19	94.44%
	M.Sc. (Ag) Horticulture - IIIrd Sem	16	100 (%)
	M.Sc. (Ag) Horticulture - Ivth Sem	16	100 (%)
4	M.Sc. (Ag) Extension - Ist sem	1	100 (%)
	M.Sc. (Ag) Extension - IInd Sem	1	100 (%)
	M.Sc. (Ag) Extension - IIIrd Sem	1	100 (%)
	M.Sc. (Ag) Extension - Ivth Sem	1	100 (%)
5	M.Sc. (Ag) Seed Science & Technology - Ist sem	3	100 (%)
	M.Sc. (Ag) Seed Science & Technology - IInd Sem	2	100(%)
	M.Sc. (Ag) Seed Science & Technology - IIIrd Sem	5	100 (%)
	M.Sc. (Ag) Seed Science & Technology - Ivth Sem	2	100 (%)


VICE CHANCELLOR
P.K. UNIVERSITY
SHIVPURI (M.P.)


REGISTRAR
P.K. UNIVERSITY
SHIVPURI (M.P.)

Verified
1


Tuesday

P.K. University, Shivpuri (M.P.)

Faculty Name - Faculty of Medical Science Department Name - Department of Paramedical Session of Examination - 2021-22 Result Analysis			
S. No.	Course	No. of Candidates Appeared	Results
1	B.P.T. - 1st Year	23	78%
	B.P.T. - 2nd Year	19	100%
	B.P.T. - 3rd Year	15	80%
	B.P.T. - 4th Year	NA	NA
2	B.M.L.T. - 1st Year	37	88%
	B.M.L.T. - 2nd Year	49	94%
	B.M.L.T. - 3rd Year	19	98%
3	D.M.L.T. - 1st Year	50	94%
	D.M.L.T. - 2nd Year	50	96%
4	D.D.T. - 1st Year	8	88%
	D.D.T. - 2nd Year	0	0%
5	D.X.R.T. 1st Year	12	92%
	D.X.R.T. 2nd Year	20	100%


VICE CHANCELLOR
P.K. UNIVERSITY
SHIVPURI (M.P.)


REGISTRAR
P.K. UNIVERSITY
SHIVPURI (M.P.)

Faculty Name - Faculty of Paramedical Session of Examination - 2022-23			
S. No.	Course	No. of Candidates Appeared	Results
1	B.P.T - 1st Year	34	65%
	B.P.T. - 2nd Year	18	94%
	B.P.T. - 3rd Year	19	68%
	B.P.T. - 4th Year	12	100%
2	B.M.L.T. - 1st Year	45	64%
	B.M.L.T. - 2nd Year	37	90%
	B.M.L.T. - 3rd Year	49	96%
3	D.M.L.T. - 1st Year	50	62%
	D.M.L.T. - 2nd Year	50	92%
4	D.D.T. - 1st Year	8	75%
	D.D.T. - 2nd Year	7	100%
5	D.X.R.T. 1st Year	8	50%
	D.X.R.T. 2nd Year	11	100%

Handwritten signatures


VICE CHANCELLOR
P.K. UNIVERSITY
SHIVPURI (M.P.)


REGISTRAR
P.K. UNIVERSITY
SHIVPURI (M.P.)

**Faculty Name - Faculty of Paramedical
Session of Examination - 2023-24**

S. No.	Course	No. of Candidates Appeared	Results
1	B.P.T - 1st Year	NA	NA
	B.P.T. - 2nd Year	NA	YET TO CONDUCT
	B.P.T. - 3rd Year	16	AWAITED
	B.P.T. - 4th Year	15	AWAITED
2	B.M.L.T. - 1st Year	NA	NA
	B.M.L.T. - 2nd Year	NA	YET TO CONDUCT
	B.M.L.T. - 3rd Year	37	AWAITED
3	D.M.L.T. - 1st Year	NA	NA
	D.M.L.T. - 2nd Year	NA	YET TO CONDUCT
4	D.D.T. - 1st Year	NA	NA
	D.D.T. - 2nd Year	NA	YET TO CONDUCT
5	D.X.R.T. 1st Year	NA	NA
	D.X.R.T. 2nd Year	NA	YET TO CONDUCT

[Handwritten signatures]

[Handwritten signature]
**VICE CHANCELLOR
P.K. UNIVERSITY
SHIVPURI (M.P.)**

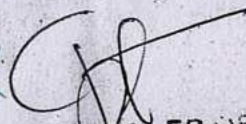
[Handwritten signature]
**REGISTRAR
P.K. UNIVERSITY
SHIVPURI (M.P.)**

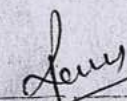
Faculty Name- Faculty of Engineering & Technology

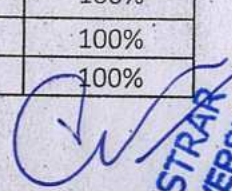
Session of Examination-2021-22

S.No.	Course	No. of Candidates Appeared	Results
1	M.Tech. in (Transportation Engg.) 1st SEM	4	100%
	M.Tech. in (Transportation Engg.) 2nd SEM	3	75%
	M.Tech. in (Transportation Engg.) 3rd SEM	2	50%
	M.Tech. in (Transportation Engg.) 4th SEM	2	50%
2	M.Tech. in (Structural Engg.) 1st SEM	3	75%
	M.Tech. in (Structural Engg.) 2nd SEM	4	100%
	M.Tech. in (Structural Engg.) 3rd SEM	3	75%
	M.Tech. in (Structural Engg.) 4th SEM	2	50%
3	M.Tech. (Construction Planning & Management) 1st SEM	1	100%
	M.Tech. in (Construction Planning & Management) 2nd SEM	1	100%
	M.Tech. in (Construction Planning & Management) 3rd SEM	1	100%
	M.Tech. in (Construction Planning & Management) 4th SEM	1	100%
4	M.Tech. in (Computer Science) 1st SEM	3	100%
	M.Tech. in (Computer Science) 2nd SEM	3	100%
	M.Tech. in (Computer Science) 3rd SEM	3	100%
	M.Tech. in (Computer Science) 4th SEM	3	100%
5	M.Tech. in Chemical Engg. 1st SEM	1	100%
	M.Tech. in Chemical Engg. 2nd SEM	1	100%
	M.Tech. in Chemical Engg. 3rd SEM	1	100%
	M.Tech. in Chemical Engg. 4th SEM	1	100%
6	M.Tech. in (Civil) 1st SEM	2	66.67%
	M.Tech. in (Civil) 2nd SEM	1	33.33%
7	M.Tech (AG) Farm Machinery & Power) 1st SEM	1	100%
	M.Tech (AG) Farm Machinery & Power) 2nd SEM	1	100%
8	M.Tech. (Construction Technology & Management) 1st SEM	2	100%
	M. Tech. (Construction Technology & Management) 2nd SEM	2	100%
9	M.Tech. (Environmental Engineering) 1st SEM	2	100%
	M.Tech. (Environmental Engineering) 2nd SEM	2	100%
10	M.Tech. in (Mechanical Engg) 1st SEM	3	75%
	M.Tech. in (Mechanical Engg) 2nd SEM	3	75%
11	M.Tech. (Power System) 1st SEM	4	66.67%
	M.Tech. (Power System) 2nd SEM	4	66.67%
12	M.Tech.(Soil & Water Conservation Engg.) 1st SEM	1	100%
	M.Tech.(Soil & Water Conservation Engg.) 2nd SEM	1	100%
13	M.Tech. in (Thermal Engg.) 1st SEM	1	100%
	M.Tech. in (Thermal Engg.) 2nd SEM	1	100%


VICE CHANCELLOR
 P.K. UNIVERSITY
 SHIVPURI (M.P.)


CONTROLLER OF EXAMINATION
 P.K. UNIVERSITY
 SHIVPURI (M.P.)



FACULTY OF ENGINEERING & TECHNOLOGY
 P.K. UNIVERSITY, SHIVPURI (M.P.)


REGISTRAR
 P.K. UNIVERSITY
 SHIVPURI (M.P.)

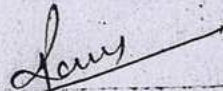
Faculty Name- Faculty of Engineering & Technology

Session of Examination-2022-23

S.No.	Course	No. of Candidates	
		Appeared	Results
1	M.Tech. in (Transportation Engg.) 1st SEM	10	90.91%
	M.Tech. in (Transportation Engg.) 2nd SEM	9	81.82%
	M.Tech. in (Transportation Engg.) 3rd SEM	5	45.45%
	M.Tech. in (Transportation Engg.) 4th SEM	6	54.54%
2	M.Tech. in (Structural Engg.) 1st SEM	6	100%
	M.Tech. in (Structural Engg.) 2nd SEM	6	100%
	M.Tech. in (Structural Engg.) 3rd SEM	4	67%
	M.Tech. in (Structural Engg.) 4th SEM	4	67%
3	M.Tech. in (Construction Planning & Management) 1st SEM	3	100%
	M.Tech. in (Construction Planning & Management) 2nd SEM	3	100%
	M.Tech. in (Construction Planning & Management) 3rd SEM	2	67%
	M.Tech. in (Construction Planning & Management) 4th SEM	0	0%
4	M.Tech. in (Computer Science) 1st SEM	4	100%
	M.Tech. in (Computer Science) 2nd SEM	4	100%
	M.Tech. in (Computer Science) 3rd SEM	2	50%
	M.Tech. in (Computer Science) 4th SEM	2	50%
5	M.Tech. in Chemical Engg. 1st SEM	1	100%
	M.Tech. in Chemical Engg. 2nd SEM	1	100%
6	M.Tech. in (Civil) 1st SEM	1	100.00%
	M.Tech. in (Civil) 2nd SEM	1	100.00%
	M.Tech. in (Civil) 3rd SEM	1	100%
	M.Tech. in (Civil) 4th SEM	1	100%
7	M.Tech (AG) Farm Machinery & Power) 1st SEM	5	100%
	M.Tech (AG) Farm Machinery & Power) 2nd SEM	5	100%
8	Master of Technology (VLSI Design) 1st SEM	1	100%
	Master of Technology (VLSI Design) 2nd SEM	1	100%
9	Master of Technology (Irrigation & Drainage Engineering) 1st SEM	3	100%
	Master of Technology (Irrigation & Drainage Engineering) 2nd SEM	3	100%
	Master of Technology (Irrigation & Drainage Engineering) 3rd SEM	2	67%
	Master of Technology (Irrigation & Drainage Engineering) 4th SEM	1	32.26%


**CONTROLLER OF
 EXAMINATION
 P.K. UNIVERSITY
 SHIVPURI (M.P.)**


**VICE CHANCELLOR
 P.K. UNIVERSITY
 SHIVPURI (M.P.)**



**FACULTY OF ENGINEERING & TECHNOLOGY
 P.K. UNIVERSITY, SHIVPURI (M.P.)**



**REGISTRAR
 P.K. UNIVERSITY
 SHIVPURI (M.P.)**

Faculty Name- Faculty of Engineering & Technology

Session of Examination-2023-24

S.No.	Course	No. of Candidates Appeared	Results
1	M.Tech. in (Transportation Engg.) 1st SEM	1	33.33%
	M.Tech. in (Transportation Engg.) 2nd SEM	0	0.00%
	M.Tech. in (Transportation Engg.) 3rd SEM	5	45.45%
	M.Tech. in (Transportation Engg.) 4th SEM	6	54.54%
2	M.Tech. in (Structural Engg.) 1st SEM	9	90%
	M.Tech. in (Structural Engg.) 2nd SEM	8	80%
	M.Tech. in (Structural Engg.) 3rd SEM	4	67%
	M.Tech. in (Structural Engg.) 4th SEM	4	67%
3	M.Tech. in (Construction Planning & Management) 1st SEM	1	50%
	M.Tech. in (Construction Planning & Management) 2nd SEM	0	0%
	M.Tech. in (Construction Planning & Management) 3rd SEM	2	67%
	M.Tech. in (Construction Planning & Management) 4th SEM	0	0%
4	M.Tech. in (Computer Science) 1st SEM	6	100%
	M.Tech. in (Computer Science) 2nd SEM	4	67%
	M.Tech. in (Computer Science) 3rd SEM	2	50%
	M.Tech. in (Computer Science) 4th SEM	2	50%
5	M.Tech. in Chemical Engg. 1st SEM	2	50%
	M.Tech. in Chemical Engg. 2nd SEM	1	25%
6	M.Tech. in (Civil) 1st SEM	1	50.00%
	M.Tech. in (Civil) 2nd SEM	0	0.00%
	M.Tech. in (Civil) 3rd SEM	1	100%
	M.Tech. in (Civil) 4th SEM	1	100%
7	M.Tech (AG) Farm Machinery & Power) 1st SEM	1	100%
	M.Tech (AG) Farm Machinery & Power) 2nd SEM	1	100%
8	M.Tech. in (Thermal Engg.) 1st SEM	1	100%
	M.Tech. in (Thermal Engg.) 2nd SEM	1	100%
9	M.Tech. in (Mechanical Engg) 1st SEM	4	100%
	M.Tech. in (Mechanical Engg) 2nd SEM	1	25%
10	M.Tech. (Power System) 1st SEM	1	100.00%
	M.Tech. (Power System) 2nd SEM	0	0.00%
11	M.Tech. (Electrical Engineering) 1st SEM	2	66.67%
	M.Tech. (Electrical Engineering) 2nd SEM	2	66.67%
12	M.Tech. (Construction Technology & Management) 1st SEM	3	100.00%
	M.Tech. (Construction Technology & Management) 2nd SEM	2	66.67%


CONTROLLER OF EXAMINATION
P.K. UNIVERSITY
SHIVPURI (M.P.)
VICE CHANCELLOR
P.K. UNIVERSITY
SHIVPURI (M.P.)


FACULTY OF ENGINEERING & TECHNOLOGY,
P.K. UNIVERSITY, SHIVPURI (M.P.)



REGISTRAR
P.K. UNIVERSITY
SHIVPURI (M.P.)

Faculty Name - Faculty of Engineering & Technology

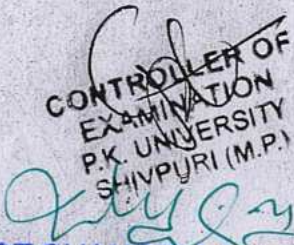
Session of Examination - 2021-22

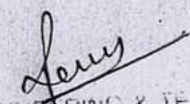
S.No.	Course	No .of Candiates Apperared	Results
1	B.Tech (Civil) - 1st SEM	15	86.00%
	B.Tech(Civil) - 2nd SEM	15	80.00%
	B.Tech(Civil) - 3rd SEM	112	85.71%
	B.Tech(Civil) - 4th SEM	112	66.07%
	B.Tech(Civil) - 5th SEM	109	88.00%
	B.Tech(Civil) - 6th SEM	109	87%
	B.Tech(Civil) - 7th SEM	93	78.49%
	B.Tech(Civil) - 8th SEM	93	78%
2	B.Tech (ME) - 1st SEM	20	85.00%
	B.Tech (ME) - 2nd SEM	20	85.00%
	B.Tech (ME) - 3rd SEM	105	84.76%
	B.Tech (ME) - 4th SEM	105	70.07%
	B.Tech (ME) - 5th SEM	102	84.00%
	B.Tech (ME) - 6th SEM	102	84.00%
	B.Tech (ME) - 7th SEM	73	83.56%
	B.Tech (ME) - 8th SEM	73	83.56%
3	B.Tech (EE) - 1st SEM	2	100%
	B.Tech (EE) - 2nd SEM	2	100%
	B.Tech (EE) - 3rd SEM	50	80%
	B.Tech (EE) - 4th SEM	50	74%
	B.Tech (EE) - 5th SEM	34	94.00%
	B.Tech (EE) - 6th SEM	34	91.00%
	B.Tech (EE) - 7th SEM	27	74.00%
	B.Tech (EE) - 8th SEM	27	74.00%
4	B.Tech (TT) - 1st SEM	0	0%
	B.Tech (TT) - 2nd SEM	0	0%
	B.Tech (TT) - 3rd SEM	4	100%
	B.Tech (TT) - 4th SEM	4	100%
	B.Tech (TT) - 5th SEM	0	0%
	B.Tech (TT) - 6th SEM	0	0%
	B.Tech (TT) - 7th SEM	0	0%
	B.Tech (TT) - 8th SEM	0	0%
5	B.Tech (EC) - 1st SEM	1	100%
	B.Tech (EC) - 2nd SEM	1	100%
	B.Tech (EC) - 3rd SEM	26	82.14%
	B.Tech (EC) - 4th SEM	26	78.57%
	B.Tech (EC) - 5th SEM	25	96%
	B.Tech (EC) - 6th SEM	25	92.5
	B.Tech (EC) - 7th SEM	13	84.61%
	B.Tech (EC) - 8th SEM	13	92.00%


 VICE CHANCELLOR
 P.K. UNIVERSITY
 SHIVPURI (M.P.)
 CONTROLLER OF
 EXAMINATION
 P.K. UNIVERSITY
 SHIVPURI (M.P.)


 REGISTRAR
 P.K. UNIVERSITY
 SHIVPURI (M.P.)
 FACULTY OF ENGINEERING & TECHNOLOGY
 P.K. UNIVERSITY, SHIVPURI (M.P.)

6	B.Tech (CH) - 1st SEM	4	100%
	B.Tech (CH) - 2nd SEM	4	100%
	B.Tech (CH) - 3rd SEM	120	89.16%
	B.Tech (CH) - 4th SEM	120	86.66%
	B.Tech (CH) - 5th SEM	39	92.00%
	B.Tech (CH) - 6th SEM	39	92.00%
	B.Tech (CH) - 7th SEM	22	90.00%
	B.Tech (CH) - 8th SEM	22	90.00%
7	B.Tech (CS&E) - 1st SEM	14	92.85%
	B.Tech (CS&E) - 2nd SEM	14	85.71%
	B.Tech (CS&E) - 3rd SEM	34	73.52%
	B.Tech (CS&E) - 4th SEM	34	55.88%
	B.Tech (CS&E) - 5th SEM	22	86%
	B.Tech (CS&E) - 6th SEM	22	86%
	B.Tech (CS&E) - 7th SEM	17	94.10%
	B.Tech (CS&E) - 8th SEM	17	94.10%
8	B.Tech (EEE) - 1st SEM	1	100%
	B.Tech (EEE) - 2nd SEM	1	100%
	B.Tech (EEE) - 3rd SEM	22	75%
	B.Tech (EEE) - 4th SEM	22	65%
	B.Tech (EEE) - 5th SEM	13	76.92%
	B.Tech (EEE) - 6th SEM	13	69.30%
	B.Tech (EEE) - 7th SEM	17	82.35%
	B.Tech (EEE) - 8th SEM	17	82%
9	B.Tech (AG) - 1st SEM	1	100%
	B.Tech (AG) - 2nd SEM	1	100%
	B.Tech (AG) - 3rd SEM	1	0%
	B.Tech (AG) - 4th SEM	1	0%
	B.Tech (AG) - 5th SEM	5	40%
	B.Tech (AG) - 6th SEM	5	40%
	B.Tech (AG) - 7th SEM	0	0%
	B.Tech (AG) - 8th SEM	0	0%
10	B.Tech (AU) - 1st SEM	1	100%
	B.Tech (AU) - 2nd SEM	1	100%
	B.Tech (AU) - 3rd SEM	9	88.88%
	B.Tech (AU) - 4th SEM	9	88.88%
	B.Tech (AU) - 5th SEM	0	0%
	B.Tech (AU) - 6th SEM	0	0%
	B.Tech (AU) - 7th SEM	2	50%
	B.Tech (AU) - 8th SEM	2	50%


CONTROLLER OF EXAMINATION
P.K. UNIVERSITY
SHIVPURI (M.P.)
VICE CHANCELLOR
P.K. UNIVERSITY
SHIVPURI (M.P.)


FACULTY OF ENGINEERING & TECHNOLOGY
P.K. UNIVERSITY, SHIVPURI (M.P.)


REGISTRAR
P.K. UNIVERSITY
SHIVPURI (M.P.)

Faculty Name - Faculty of Engineering & Technology

Session of Examination - 2022-23


S.No.	Course	No .of Candiates Apperared	Results
1	B.Tech (Civil) - 1st SEM	24	91.66%
	B.Tech(Civil) - 2nd SEM	24	91.66%
	B.Tech(Civil) - 3rd SEM	120	93.33%
	B.Tech(Civil) - 4th SEM	120	93%
	B.Tech(Civil) - 5th SEM	112	85.71%
	B.Tech(Civil) - 6th SEM	112	66.07%
	B.Tech(Civil) - 7th SEM	109	87%
	B.Tech(Civil) - 8th SEM	109	87%
2	B.Tech (ME) - 1st SEM	20	85.00%
	B.Tech (ME) - 2nd SEM	20	85.00%
	B.Tech (ME) - 3rd SEM	120	95.00%
	B.Tech (ME) - 4th SEM	120	95.00%
	B.Tech (ME) - 5th SEM	105	84.76%
	B.Tech (ME) - 6th SEM	105	70.07%
	B.Tech (ME) - 7th SEM	102	82%
	B.Tech (ME) - 8th SEM	102	76%
3	B.Tech (EE) - 1st SEM	8	100%
	B.Tech (EE) - 2nd SEM	8	87.50%
	B.Tech (EE) - 3rd SEM	72	93.00%
	B.Tech (EE) - 4th SEM	72	93.00%
	B.Tech (EE) - 5th SEM	50	80%
	B.Tech (EE) - 6th SEM	50	74%
	B.Tech (EE) - 7th SEM	34	97.00%
	B.Tech (EE) - 8th SEM	34	88%
4	B.Tech (TT) - 1st SEM	1	100%
	B.Tech (TT) - 2nd SEM	1	100%
	B.Tech (TT) - 3rd SEM	3	100%
	B.Tech (TT) - 4th SEM	3	100%
	B.Tech (TT) - 5th SEM	4	100%
	B.Tech (TT) - 6th SEM	4	0%
	B.Tech (TT) - 7th SEM	0	0.00%
	B.Tech (TT) - 8th SEM	0	0.00%
5	B.Tech (EC) - 1st SEM	4	100%
	B.Tech (EC) - 2nd SEM	4	100%
	B.Tech (EC) - 3rd SEM	36	91.00%
	B.Tech (EC) - 4th SEM	36	88.00%
	B.Tech (EC) - 5th SEM	26	82.14%
	B.Tech (EC) - 6th SEM	26	78.57%
	B.Tech (EC) - 7th SEM	25	96.00%
	B.Tech (EC) - 8th SEM	25	84%


VICE CHANCELLOR
P.K. UNIVERSITY
SHIVPURI (M.P.)
CONTROLLER OF EXAMINATION
P.K. UNIVERSITY
SHIVPURI (M.P.)



FACULTY OF ENGINEERING & TECHNOLOGY
P.K. UNIVERSITY, SHIVPURI (M.P.)


REGISTRAR
P.K. UNIVERSITY
SHIVPURI (M.P.)

6	B.Tech (CH) - 1st SEM	10	90%
	B.Tech (CH) - 2nd SEM	10	90%
	B.Tech (CH) - 3rd SEM	120	87.00%
	B.Tech (CH) - 4th SEM	120	87.00%
	B.Tech (CH) - 5th SEM	120	89.16%
	B.Tech (CH) - 6th SEM	120	86.66%
	B.Tech (CH) - 7th SEM	39	89.00%
	B.Tech (CH) - 8th SEM	39	82.00%
7	B.Tech (CS&E) - 1st SEM	34	88.00%
	B.Tech (CS&E) - 2nd SEM	34	91.00%
	B.Tech (CS&E) - 3rd SEM	50	86.00%
	B.Tech (CS&E) - 4th SEM	50	86.00%
	B.Tech (CS&E) - 5th SEM	34	73.52%
	B.Tech (CS&E) - 6th SEM	34	55.88%
	B.Tech (CS&E) - 7th SEM	22	86.30%
	B.Tech (CS&E) - 8th SEM	22	86.30%
8	B.Tech (EEE) - 1st SEM	2	50%
	B.Tech (EEE) - 2nd SEM	2	50%
	B.Tech (EEE) - 3rd SEM	16	87.00%
	B.Tech (EEE) - 4th SEM	16	87%
	B.Tech (EEE) - 5th SEM	22	75%
	B.Tech (EEE) - 6th SEM	22	65%
	B.Tech (EEE) - 7th SEM	13	76.92%
	B.Tech (EEE) - 8th SEM	13	69.30%
9	B.Tech (AG) - 1st SEM	0	0
	B.Tech (AG) - 2nd SEM	0	0
	B.Tech (AG) - 3rd SEM	4	75%
	B.Tech (AG) - 4th SEM	4	75%
	B.Tech (AG) - 5th SEM	1	0%
	B.Tech (AG) - 6th SEM	1	0%
	B.Tech (AG) - 7th SEM	5	40%
	B.Tech (AG) - 8th SEM	5	40%
10	B.Tech (AU) - 1st SEM	0	0%
	B.Tech (AU) - 2nd SEM	0	0%
	B.Tech (AU) - 3rd SEM	5	100%
	B.Tech (AU) - 4th SEM	5	100%
	B.Tech (AU) - 5th SEM	9	88.88%
	B.Tech (AU) - 6th SEM	9	88.88%
	B.Tech (AU) - 7th SEM	0	0%
	B.Tech (AU) - 8th SEM	0	0%


**CONTROLLER OF
EXAMINATION
P.K. UNIVERSITY
SHIVPURI (M.P.)**


**VICE CHANCELLOR
P.K. UNIVERSITY
SHIVPURI (M.P.)**

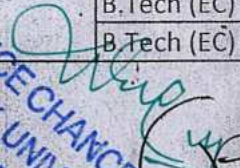

**FACULTY OF ENGINEERING & TECHNOLOGY
P.K. UNIVERSITY, SHIVPURI (M.P.)**



**REGISTRAR
P.K. UNIVERSITY
SHIVPURI (M.P.)**

Faculty Name - Faculty of Engineering & Science

Session of Examination - 2023-24

S.No.	Course	No .of Candlates Apperared	Results
1	B.Tech (Civil) - 1st SEM	19	89.47%
	B.Tech(Civil) - 2nd SEM	19	68.42%
	B.Tech(Civil) - 3rd SEM	120	92.50%
	B.Tech(Civil) - 4th SEM	120	70%
	B.Tech(Civil) - 5th SEM	120	85.83%
	B.Tech(Civil) - 6th SEM	120	76.60%
	B.Tech(Civil) - 7th SEM	112	85.71%
	B.Tech(Civil) - 8th SEM	112	66.07%
2	B.Tech (ME) - 1st SEM	28	82.14%
	B.Tech (ME) - 2nd SEM	28	67.85%
	B.Tech (ME) - 3rd SEM	120	88.58%
	B.Tech (ME) - 4th SEM	120	75.59%
	B.Tech (ME) - 5th SEM	120	83.33%
	B.Tech (ME) - 6th SEM	120	95.83%
	B.Tech (ME) - 7th SEM	105	84.76%
	B.Tech (ME) - 8th SEM	105	70.07%
3	B.Tech (EE) - 1st SEM	24	79%
	B.Tech (EE) - 2nd SEM	24	58.33%
	B.Tech (EE) - 3rd SEM	86	86.04%
	B.Tech (EE) - 4th SEM	86	63.95%
	B.Tech (EE) - 5th SEM	72	77.77%
	B.Tech (EE) - 6th SEM	72	75%
	B.Tech (EE) - 7th SEM	50	80%
	B.Tech (EE) - 8th SEM	50	74%
4	B.Tech (TT) - 1st SEM	2	50%
	B.Tech (TT) - 2nd SEM	2	0%
	B.Tech (TT) - 3rd SEM	4	100%
	B.Tech (TT) - 4th SEM	4	75%
	B.Tech (TT) - 5th SEM	3	66.60%
	B.Tech (TT) - 6th SEM	3	33.33%
	B.Tech (TT) - 7th SEM	4	100%
	B.Tech (TT) - 8th SEM	4	0%
5	B.Tech (EC) - 1st SEM	12	75%
	B.Tech (EC) - 2nd SEM	12	75%
	B.Tech (EC) - 3rd SEM	58	81.03%
	B.Tech (EC) - 4th SEM	58	79.31%
	B.Tech (EC) - 5th SEM	36	77.77%
	B.Tech (EC) - 6th SEM	36	75%
	B.Tech (EC) - 7th SEM	26	82.14%
	B.Tech (EC) - 8th SEM	26	78.57%

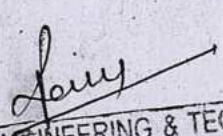

 VICE CHANCELLOR
 P.K. UNIVERSITY
 SHIVPURI (M.P.)
 CONTROLLER OF
 EXAMINATION
 P.K. UNIVERSITY
 SHIVPURI (M.P.)


 REGISTRAR
 FACULTY OF ENGINEERING & TECHNOLOGY
 P.K. UNIVERSITY, SHIVPURI (M.P.)
 P.K. UNIVERSITY
 SHIVPURI (M.P.)

6	B.Tech (CH) - 1st SEM	10	80%
	B.Tech (CH) - 2nd SEM	10	70%
	B.Tech (CH) - 3rd SEM	120	88.33%
	B.Tech (CH) - 4th SEM	120	88.33%
	B.Tech (CH) - 5th SEM	120	86.58%
	B.Tech (CH) - 6th SEM	120	75.75%
	B.Tech (CH) - 7th SEM	120	89.16%
	B.Tech (CH) - 8th SEM	120	86.66%
7	B.Tech (CS&E) - 1st SEM	43	83.72%
	B.Tech (CS&E) - 2nd SEM	43	62.79%
	B.Tech (CS&E) - 3rd SEM	60	89.52%
	B.Tech (CS&E) - 4th SEM	60	78.09%
	B.Tech (CS&E) - 5th SEM	50	84%
	B.Tech (CS&E) - 6th SEM	50	52.00%
	B.Tech (CS&E) - 7th SEM	34	73.52%
	B.Tech (CS&E) - 8th SEM	34	55.88%
8	B.Tech (EEE) - 1st SEM	3	100%
	B.Tech (EEE) - 2nd SEM	3	100%
	B.Tech (EEE) - 3rd SEM	40	87.50%
	B.Tech (EEE) - 4th SEM	40	80%
	B.Tech (EEE) - 5th SEM	16	87.50%
	B.Tech (EEE) - 6th SEM	16	87.50%
	B.Tech (EEE) - 7th SEM	22	75%
	B.Tech (EEE) - 8th SEM	22	65%
9	B.Tech (AG) - 1st SEM	0	0
	B.Tech (AG) - 2nd SEM	0	0
	B.Tech (AG) - 3rd SEM	1	0%
	B.Tech (AG) - 4th SEM	1	100%
	B.Tech (AG) - 5th SEM	2	100%
	B.Tech (AG) - 6th SEM	2	100%
	B.Tech (AG) - 7th SEM	1	0%
	B.Tech (AG) - 8th SEM	1	0%
10	B.Tech (AU) - 0st SEM	0	0%
	B.Tech (AU) - 2nd SEM	0	0%
	B.Tech (AU) - 3rd SEM	1	100%
	B.Tech (AU) - 4th SEM	1	100%
	B.Tech (AU) - 5th SEM	5	100%
	B.Tech (AU) - 6th SEM	5	100%
	B.Tech (AU) - 7th SEM	9	88.88%
	B.Tech (AU) - 8th SEM	9	88.88%


 CONTROLLER OF
 EXAMINATION
 P.K. UNIVERSITY
 SHIVPURI (M.P.)

VICE CHANCELLOR
 P.K. UNIVERSITY
 SHIVPURI (M.P.)

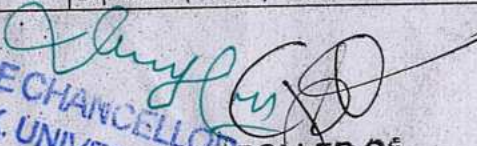

 FACULTY OF ENGINEERING & TECHNOLOGY
 P.K. UNIVERSITY, SHIVPURI (M.P.)



 REGISTRAR
 P.K. UNIVERSITY
 SHIVPURI (M.P.)

Faculty Name - Faculty of Engineering & Technology

Session of Examination - 2021-22


S.No.	Course	No .of Candiates Apperared	Results
1	Diploma (Civil) - 1st SEM	60	78.33%
	Diploma(Civil) - 2nd SEM	58	77.58%
	Diploma(Civil) - 3rd SEM	127	82.67%
	Diploma(Civil) - 4th SEM	127	83%
	Diploma(Civil) - 5th SEM	154	77.00%
	Diploma(Civil) - 6th SEM	154	71.00%
2	Diploma (ME) - 1st SEM	115	83.47%
	Diploma (ME) - 2nd SEM	108	82.40%
	Diploma (ME) - 3rd SEM	195	81.53%
	Diploma (ME) - 4th SEM	195	83.53%
	Diploma (ME) - 5th SEM	219	82.64%
	Diploma (ME) - 6th SEM	219	77.62%
3	Diploma (EE) - 1st SEM	70	91%
	Diploma (EE) - 2nd SEM	64	93.75%
	Diploma (EE) - 3rd SEM	161	71.92%
	Diploma (EE) - 4th SEM	161	76.32%
	Diploma (EE) - 5th SEM	180	92.22%
	Diploma (EE) - 6th SEM	180	84%
4	Diploma (TT) - 1st SEM	1	100%
	Diploma (TT) - 2nd SEM	1	100%
	Diploma (TT) - 3rd SEM	2	100%
	Diploma (TT) - 4th SEM	2	100%
	Diploma (TT) - 5th SEM	0	0.00%
	Diploma (TT) - 6th SEM	0	0.00%
5	Diploma (EC) - 1st SEM	18	83%
	Diploma (EC) - 2nd SEM	18	83%
	Diploma (EC) - 3rd SEM	31	66.66%
	Diploma (EC) - 4th SEM	31	66.66%
	Diploma (EC) - 5th SEM	26	80.76%
	Diploma (EC) - 6th SEM	26	88%
6	Diploma (CH) - 1st SEM	8	88%
	Diploma (CH) - 2nd SEM	8	88%
	Diploma (CH) - 3rd SEM	5	60.00%
	Diploma (CH) - 4th SEM	5	60.00%
	Diploma (CH) - 5th SEM	7	71.00%
	Diploma (CH) - 6th SEM	7	85.00%
7	Diploma (CS&E) - 1st SEM	14	85.71%
	Diploma (CS&E) - 2nd SEM	14	85.71%
	Diploma (CS&E) - 3rd SEM	7	85.71%
	Diploma (CS&E) - 4th SEM	7	85.71%
	Diploma (CS&E) - 5th SEM	13	62%
	Diploma (CS&E) - 6th SEM	13	53.84%

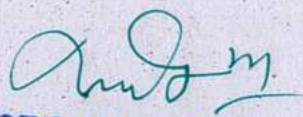

 VICE CHANCELLOR
 P.K. UNIVERSITY
 SHIVPURI (M.P.)
 CONTROLLER OF
 EXAMINATION
 P.K. UNIVERSITY
 SHIVPURI (M.P.)


 REGISTRAR
 P.K. UNIVERSITY
 SHIVPURI (M.P.)
 FACULTY OF ENGINEERING & TECHNOLOGY
 P.K. UNIVERSITY, SHIVPURI (M.P.)

8	Diploma (EEE) - 1st SEM	1	0%
	Diploma (EEE) - 2nd SEM	1	0%
	Diploma (EEE) - 3rd SEM	15	73.33%
	Diploma (EEE) - 4th SEM	15	86.7%
	Diploma (EEE) - 5th SEM	5	100.00%
	Diploma (EEE) - 6th SEM	5	100.00%
9	Diploma (AG) - 1st SEM	0	0%
	Diploma (AG) - 2nd SEM	0	0%
	Diploma (AG) - 3rd SEM	1	100%
	Diploma (AG) - 4th SEM	1	100%
	Diploma (AG) - 5th SEM	0	0%
	Diploma (AG) - 6th SEM	0	0%
10	Diploma (AU) - 1st SEM	8	88%
	Diploma (AU) - 2nd SEM	8	88%
	Diploma (AU) - 3rd SEM	6	83%
	Diploma (AU) - 4th SEM	6	83%
	Diploma (AU) - 5th SEM	17	82%
	Diploma (AU) - 6th SEM	17	82%


 CONTROL
 EXAMINATIONS
 P.K. UNIVERSITY
 SHIVPURI (M.P.)


 FACULTY OF ENGINEERING & TECHNOLOGY
 P.K. UNIVERSITY, SHIVPURI (M.P.)


 VICE CHANCELLOR
 P.K. UNIVERSITY
 SHIVPURI (M.P.)


 REGISTRAR
 P.K. UNIVERSITY
 SHIVPURI (M.P.)

Faculty Name - Faculty of Engineering & Technology

Session of Examination - 2022-23


S.No.	Course	No .of Candlates Apperared	Results
1	Diploma (Civil) - 1st SEM	85	90.58%
	Diploma(Civil) - 2nd SEM	85	87.06%
	Diploma(Civil) - 3rd SEM	175	82.85%
	Diploma(Civil) - 4th SEM	175	81.71%
	Diploma(Civil) - 5th SEM	127	82.67%
	Diploma(Civil) - 6th SEM	127	83.26%
2	Diploma (ME) - 1st SEM	111	27.02702703
	Diploma (ME) - 2nd SEM	111	45.04504505
	Diploma (ME) - 3rd SEM	240	60.57%
	Diploma (ME) - 4th SEM	240	62.57%
	Diploma (ME) - 5th SEM	195	81.53%
	Diploma (ME) - 6th SEM	195	83.50%
3	Diploma (EE) - 1st SEM	76	92.10%
	Diploma (EE) - 2nd SEM	76	84.21%
	Diploma (EE) - 3rd SEM	180	92.42%
	Diploma (EE) - 4th SEM	18	93.10%
	Diploma (EE) - 5th SEM	161	71.92%
	Diploma (EE) - 6th SEM	161	76.32
4	Diploma (TT) - 1st SEM	1	100
	Diploma (TT) - 2nd SEM	1	100
	Diploma (TT) - 3rd SEM	1	0.00%
	Diploma (TT) - 4th SEM	1	100%
	Diploma (TT) - 5th SEM	2	100%
	Diploma (TT) - 6th SEM	3	100%
5	Diploma (EC) - 1st SEM	23	69.56%
	Diploma (EC) - 2nd SEM	23	91.30%
	Diploma (EC) - 3rd SEM	44	81%
	Diploma (EC) - 4th SEM	44	84.61%
	Diploma (EC) - 5th SEM	31	66.66%
	Diploma (EC) - 6th SEM	31	66.66%
6	Diploma (CH) - 1st SEM	19	78.94%
	Diploma (CH) - 2nd SEM	19	78.94%
	Diploma (CH) - 3rd SEM	24	87.50%
	Diploma (CH) - 4th SEM	24	87.50%
	Diploma (CH) - 5th SEM	5	3
	Diploma (CH) - 6th SEM	5	3
7	Diploma (CS&E) - 1st SEM	14	78.57%
	Diploma (CS&E) - 2nd SEM	14	78.57%
	Diploma (CS&E) - 3rd SEM	36	86.11%
	Diploma (CS&E) - 4th SEM	36	83.33%
	Diploma (CS&E) - 5th SEM	7	85.71%
	Diploma (CS&E) - 6th SEM	7	85.71%

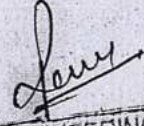
Vice-Chancellor
P.K. UNIVERSITY
SHIVPURI (M.P.)

CONTROLLER OF
EXAMINATION
P.K. UNIVERSITY
SHIVPURI (M.P.)

REGISTRAR
P.K. UNIVERSITY
SHIVPURI (M.P.)
FACULTY OF ENGINEERING & TECHNOLOGY
P.K. UNIVERSITY, SHIVPURI (M.P.)

8	Diploma (EEE) - 1st SEM	5	80
	Diploma (EEE) - 2nd SEM	5	80
	Diploma (EEE) - 3rd SEM	14	100%
	Diploma (EEE) - 4th SEM	14	100%
	Diploma (EEE) - 5th SEM	15	73.33%
	Diploma (EEE) - 6th SEM	15	86.66%
9	Diploma (AG) - 1st SEM	0	0%
	Diploma (AG) - 2nd SEM	0	0%
	Diploma (AG) - 3rd SEM	1	100
	Diploma (AG) - 4th SEM	1	100
	Diploma (AG) - 5th SEM	1	100
	Diploma (AG) - 6th SEM	1	100
10	Diploma (AU) - 1st SEM	8	37.50%
	Diploma (AU) - 2nd SEM	8	37.50%
	Diploma (AU) - 3rd SEM	21	95%
	Diploma (AU) - 4th SEM	21	95%
	Diploma (AU) - 5th SEM	6	83.33%
	Diploma (AU) - 6th SEM	6	83.33%


**CONTROLLER OF
EXAMINATION
P.K. UNIVERSITY
SHIVPURI (M.P.)**


**FACULTY OF ENGINEERING & TECHNOLOGY
P.K. UNIVERSITY, SHIVPURI (M.P.)**



**VICE CHANCELLOR
P.K. UNIVERSITY
SHIVPURI (M.P.)**

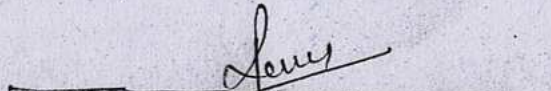

**REGISTRAR
P.K. UNIVERSITY
SHIVPURI (M.P.)**

Faculty Name - Faculty of Engineering & Technology
Session of Examination - 2023-24


S.No.	Course	No .of Candlates Apperared	Results
1	Diploma (Civil) - 1st SEM	140	84.00%
	Diploma(Civil) - 2nd SEM	140	64.00%
	Diploma(Civil) - 3rd SEM	180	80.60%
	Diploma(Civil) - 4th SEM	180	67%
	Diploma(Civil) - 5th SEM	175	73.14%
	Diploma(Civil) - 6th SEM	175	61.70%
2	Diploma (ME) - 1st SEM	200	87.00%
	Diploma (ME) - 2nd SEM	200	81.00%
	Diploma (ME) - 3rd SEM	240	88.89%
	Diploma (ME) - 4th SEM	240	76.61%
	Diploma (ME) - 5th SEM	240	80.85
	Diploma (ME) - 6th SEM	240	62.96
3	Diploma (EE) - 1st SEM	132	88%
	Diploma (EE) - 2nd SEM	132	60.60%
	Diploma (EE) - 3rd SEM	181	91.10%
	Diploma (EE) - 4th SEM	180	78.30%
	Diploma (EE) - 5th SEM	180	92.77%
	Diploma (EE) - 6th SEM	180	88%
4	Diploma (TT) - 1st SEM	0	0%
	Diploma (TT) - 2nd SEM	0	0%
	Diploma (TT) - 3rd SEM	3	100%
	Diploma (TT) - 4th SEM	3	100%
	Diploma (TT) - 5th SEM	0	0.00%
	Diploma (TT) - 6th SEM	0	0.00%
5	Diploma (EC) - 1st SEM	26	85%
	Diploma (EC) - 2nd SEM	26	58%
	Diploma (EC) - 3rd SEM	49	93.80%
	Diploma (EC) - 4th SEM	49	53.60%
	Diploma (EC) - 5th SEM	44	84.90%
	Diploma (EC) - 6th SEM	44	75%
6	Diploma (CH) - 1st SEM	33	84%
	Diploma (CH) - 2nd SEM	33	70%
	Diploma (CH) - 3rd SEM	49	65.30%
	Diploma (CH) - 4th SEM	49	48.97%
	Diploma (CH) - 5th SEM	24	79.16%
	Diploma (CH) - 6th SEM	24	62.50%
7	Diploma (CS&E) - 1st SEM	36	83.33%
	Diploma (CS&E) - 2nd SEM	36	72.22%
	Diploma (CS&E) - 3rd SEM	35	77.14%
	Diploma (CS&E) - 4th SEM	35	57.14%
	Diploma (CS&E) - 5th SEM	36	72%
	Diploma (CS&E) - 6th SEM	36	52.77%



 REGISTRAR
 P.K. UNIVERSITY
 SHIVPURI (M.P.)

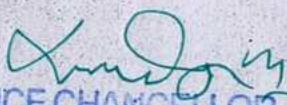

 CONTROLLER OF
 EXAMINATION
 P.K. UNIVERSITY
 SHIVPURI (M.P.)


 FACULTY OF ENGINEERING & TECHNOLOGY
 P.K. UNIVERSITY, SHIVPURI (M.P.)

8	Diploma (EEE) - 1st SEM	5	100%
	Diploma (EEE) - 2nd SEM	5	80%
	Diploma (EEE) - 3rd SEM	27	92.00%
	Diploma (EEE) - 4th SEM	27	70.4%
	Diploma (EEE) - 5th SEM	14	92.85%
	Diploma (EEE) - 6th SEM	14	64.28%
9	Diploma (AG) - 1st SEM	0	0
	Diploma (AG) - 2nd SEM	0	0
	Diploma (AG) - 3rd SEM	1	100%
	Diploma (AG) - 4th SEM	1	100%
	Diploma (AG) - 5th SEM	0	0%
	Diploma (AG) - 6th SEM	0	0%
10	Diploma (AU) - 1st SEM	14	79%
	Diploma (AU) - 2nd SEM	14	50%
	Diploma (AU) - 3rd SEM	19	84%
	Diploma (AU) - 4th SEM	19	57%
	Diploma (AU) - 5th SEM	21	95%
	Diploma (AU) - 6th SEM	21	81%


**CONTROLLER OF
EXAMINATION
P.K. UNIVERSITY
SHIVPURI (M.P.)**


**FACULTY OF ENGINEERING & TECHNOLOGY
P.K. UNIVERSITY, SHIVPURI (M.P.)**


**VICE CHANCELLOR
P.K. UNIVERSITY
SHIVPURI (M.P.)**


**REGISTRAR
P.K. UNIVERSITY
SHIVPURI (M.P.)**